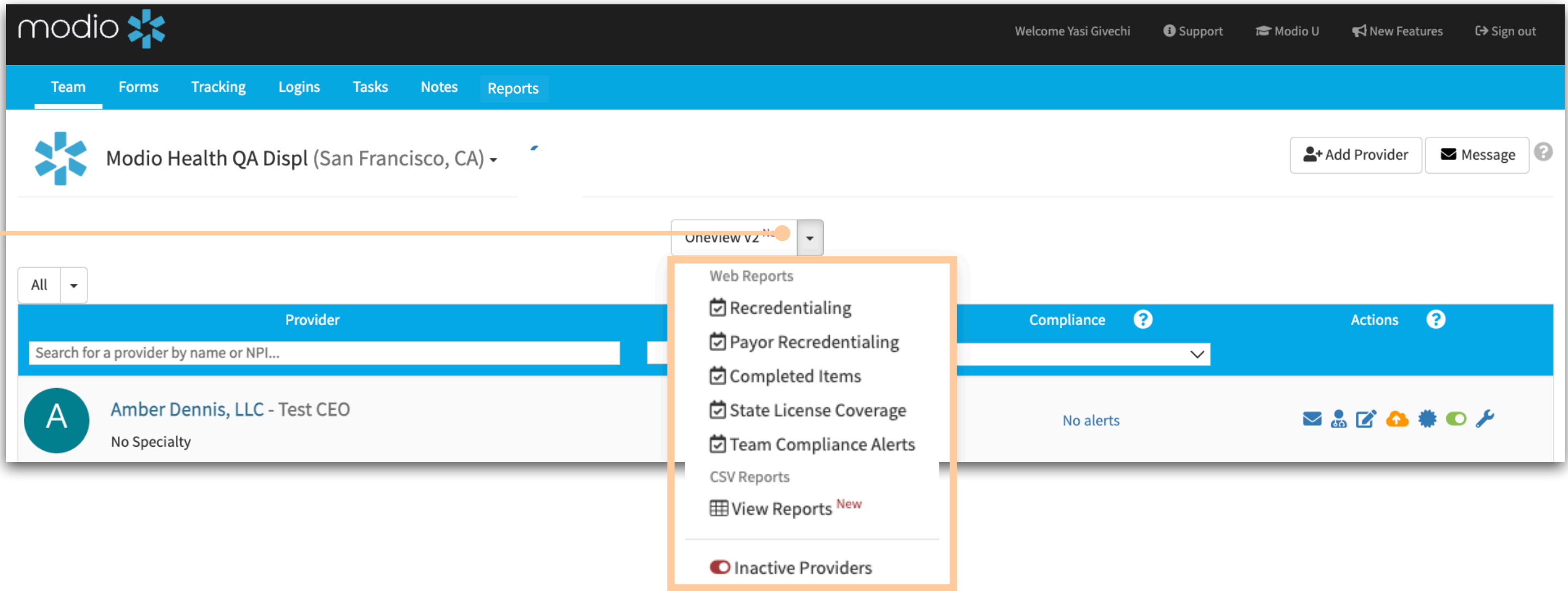




TIP GUIDE - WEB REPORTING

Accessing and Running OneView Web Reports

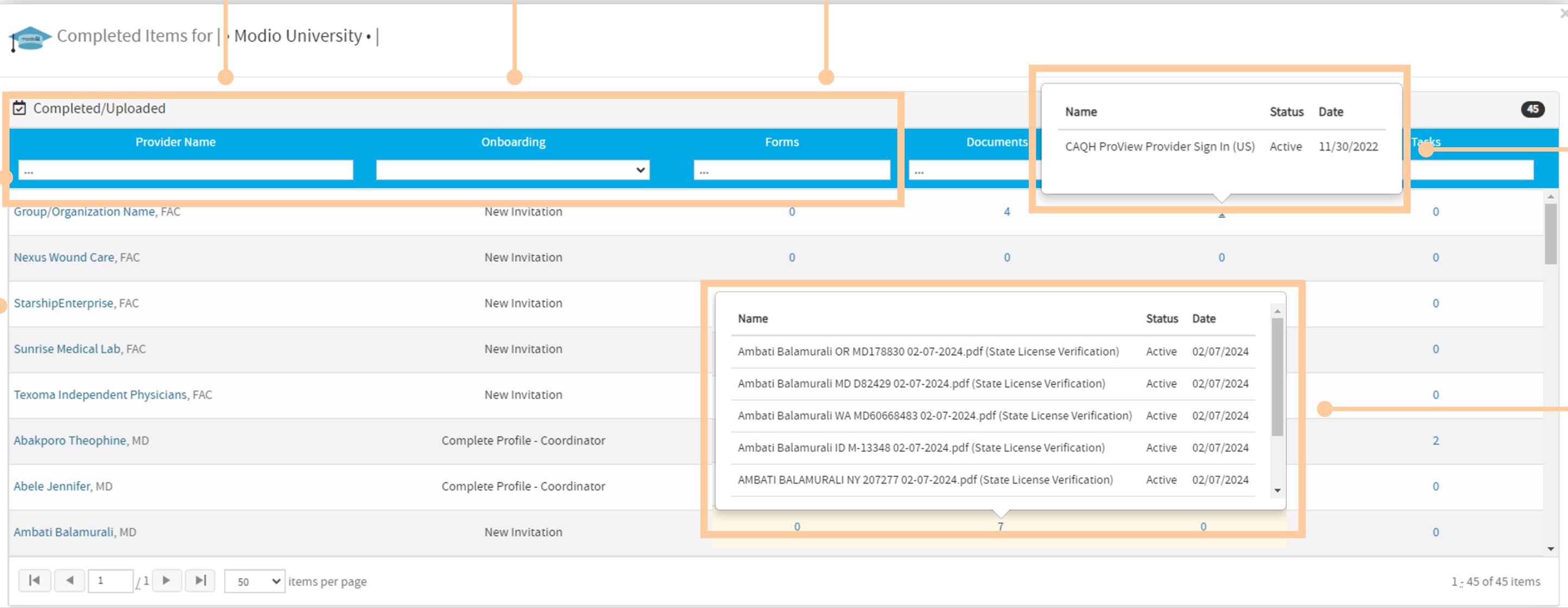
Web reports serve as an interactive dashboard. They provide an overall snapshot of your teams data that can be used for various credentialing solutions. Access web reports in the reports drop-down located next to the OneView V2 button as show here.



You can click on any of the titles of each column to change the current sort order.

Use the blank search boxes seen going across to enter the information or select from the drop-down to filter your report.

The profile names seen here are a direct link to that profile.



When you click a number in the column, a pop-up will show the items tied to that profile. For example, selecting "1" under **Logins** displays the stored login, and selecting a number under **Documents** shows the list of documents in that profile.

Frequently Asked Questions

Q: What is a good use case for utilizing the Web Reports?

Web Reports provide an interactive snapshot of all profiles on your team. They let you view and work with profile data, quickly navigate into profiles, and are especially helpful for monitoring onboarding invitations, recredentialing with facilities, payor updates, and license statuses.

Q: Can read only coordinator profiles see Web Reports?

No, only full access coordinators have access to CSV and Web reports.


Q: What if I can't find the report I need in the platform?

If the reports offered don't meet your needs, it is best to reach out to support@modiohealth.com for additional help.


For additional questions or further training,
contact the Modio Team:



Online:
Live Chat Support



Email:
updates@modiohealth.com



Phone:
844.696.6346